




IMPACT REPORT 2022

Upper Arkansas Area
Council of
Governments



WE'RE BETTER TOGETHER

A MESSAGE FROM THE EXECUTIVE DIRECTOR,
HEATHER EVANS

Serving the community, promoting collaboration, making connections—this is what we do at the Upper Arkansas Area Council of Governments. We help make our community, our four-county region, a better place to live and work. We do this by providing high-quality community services, services that impact people from birth to death, and everywhere in between. We also do this by working closely with the business sector, other nonprofits, and local governments, finding out what the people in our region need, then working together to meet those needs.

The challenges that each community faces are unique, and as part of the COG, no community has to face those challenges alone. Issues such as poverty, unemployment, housing shortages, struggling businesses, and a growing senior population, are too complex, too expensive, and too daunting to address in isolation. For our rural communities, this is even more true. Together, we can meet the needs of our communities; together, we can find real solutions to regional problems; together, we can make a difference. The Upper Arkansas Area Council of Governments—because **we're better together.**

OUR TEAM

Executive Director
HEATHER EVANS

Head Start Director
CHRIS HENAGER

WIC Director
JULIE PEEK

Aging Director
TOM MCCONAGHY

Housing Director
MAX HANSON

UAADC Director
DAVE PAUL

Fiscal Officer
AUDREY SANDEFUR

Deputy Fiscal Officer
CAROL GINDRO

Table of Contents

04

Fremont County
Head Start

06

WIC & WIOA

07

Area Agency
on Aging

09

CSBG, Transit, &
Commodities

10

Housing

12

UAADC

13

Coming in
2023

14

Economic
Impact

15

Board of
Directors

Fremont County Head Start



2/3 of children served below 130% of
Federal Poverty Line



76 at
enrollment

Up-to-Date on preventative care

104 end
of year

119 at
enrollment

Continuous accessible health care

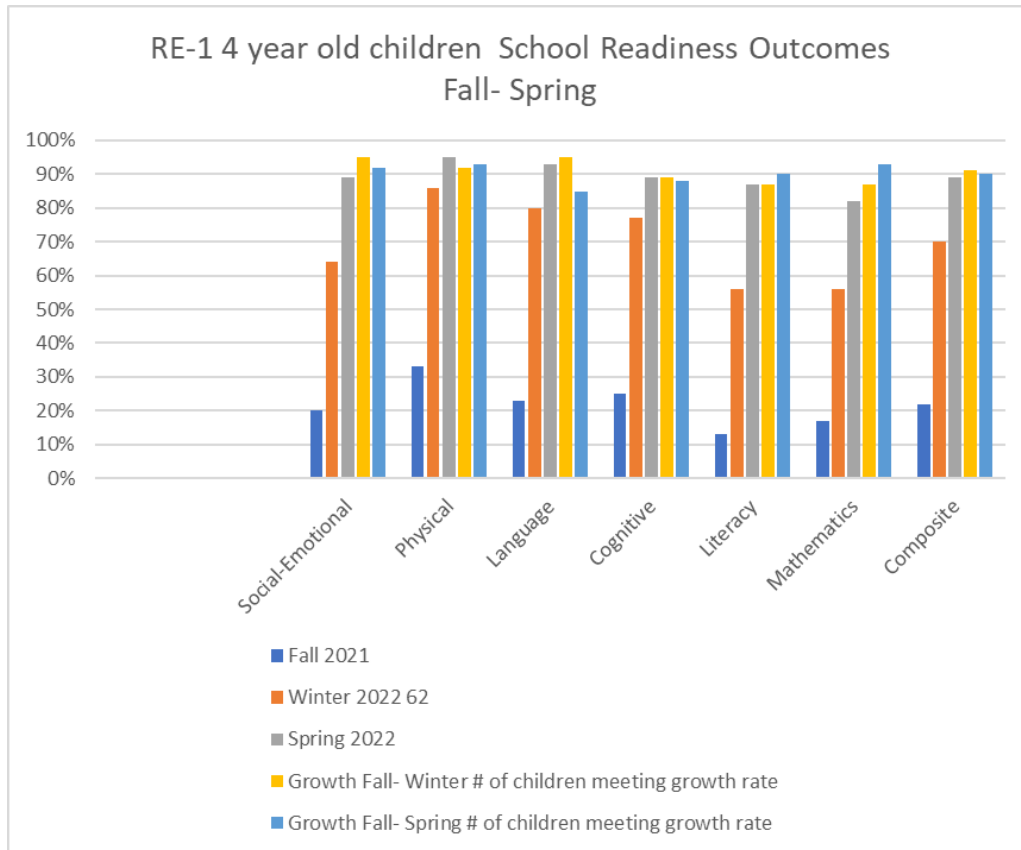
131 end
of year

104 at
enrollment

Continuous accessible dental care

125 end
of year

Fremont County Head Start



Open House

Library Night

Art Show

Nutrition

STEAM Fair

Family Nights

Nature and
Conservation

Kindergarten
Transition Fair

Children's Program and
Ice Cream Social



WIC & WIOA



WORKFORCE INNOVATION & OPPORTUNITY ACT

WIOA is designed to help job seekers access employment, education, training, and support services to succeed in the labor market and to match employers with the skilled workers they need to compete in the global economy.

	Employment Rate Q4 (post-exit)	Credential Rate	Skills Gain
Adults	79%	100%	60%
Dislocated Workers	67%	50%	100%
Youth	82%	70%	75%

Women, Infants, and Children



1,227

PARTICIPANTS

79

PREGNANT

93

BREASTFEEDING

\$721,237

FOOD DOLLARS





Area Agency on Aging

**190 Clients -
Vision Care**



**Vision
&
Dental**

**Up to \$300 per year
for vision OR dental assistance**

**121 Clients -
Dental Care**



Program	# of Clients
Respite	74
Homemaker	28
Personal Care	10
Ombudsman	576 contacts





Area Agency on Aging

**Our Home Modification Program
provided assistance to 45 clients
to help make their homes safer.**

**This program can help with ramps,
grab bars for accessibility,
general repairs, yardwork,
and snow removal.**

"I wouldn't be
where
I am today
without your
organization"

**Keeping Seniors Safe in Their Homes
for as Long as Possible**

Nutrition Program

MEALS	FREMONT	CHAFFEE	CUSTER	LAKE	TOTAL
Congregate	14,402	648	2,563	2,345	19,958
Home-delivered	2,774	8,617	1,782	3,993	17,166
TOTAL	17,176	9,265	4,345	6,338	37,124

**CSBG spent \$161,172.64 in 2022
helping 305 people.**

"This funding kept me from being homeless."

"Very kind and didn't make me feel humiliated."

"By replacing my furnace, I will be warm this winter. Thank you very much!"

CSBG

The Community Service Block Grant (CSBG) is a federally funded program that helps alleviate the causes and conditions of poverty. We help with rent, mortgage, and utility payments as well as some medical, dental, car repair, and home repair costs. Currently, this program offers to income-qualified families a maximum grant of \$1000 once in five years paid directly to vendors.

23

DISTRIBUTIONS

5,583

HOUSEHOLDS

COMMODITIES



\$824,386

**ESTIMATED RETAIL
VALUE OF FOOD**

257,252

POUNDS OF FOOD

TRANSPORTATION



Fremont County Transit and
Wet Mountain Valley Rotary
drove **7,080 clients**
a total of **107,174 miles**
in 2022!

**CSBG, Commodities,
and Transportation**

Housing



Housing Rehabilitation



For the cost of building a single new home, the home repair loan program helped eleven existing homes stay on the market by helping them meet state and federal health, quality, and safety standards.

Eleven clients in 2022 helped for a total of \$240,294.

Self-Help Housing

6 homes completed

3 new homes started

121 homes completed since 1999

Housing Counseling

Credit
and
Budget

ID
Theft

Pre and Post
Purchase
Homeownership

Student Loan
Repayment

Foreclosure
Prevention

12
Foreclosures
Prevented
in 2022

108 Clients from
five counties
received
Housing
Counseling
services

Housing



Section 8 Housing Choice Vouchers

COUNTY	PARTICIPANTS	\$ AMOUNT
Chaffee	45	\$209,318
Custer	12	\$57,777
Fremont	188	\$1,006,804
Huerfano	7	\$30,500
Lake	7	\$45,881
Park	10	\$111,857
Teller	29	\$122,627
TOTAL	298	\$1,584,764

Housing Navigation




Our Housing Navigator program helped
76 families obtain housing in 2022 –
including 9 veterans!





Upper Arkansas Area Development Corporation



**\$1,612,418 Active
Small Business
Loans**



**\$637,081 contributions
to local nonprofit
organizations and government
entities**

Enterprise Zone Business Tax Credits

County	Number	Amount
Fremont	55	\$307,386
Custer	5	\$22,992
Chaffee	42	\$92,047
Lake	15	\$104,217
Park	10	\$36,446
Total	127	\$563,448


**76 Grants
\$434,481**

**Energize Colorado
Gap Fund**




**137 FTE jobs
created**

**\$1,635,010 invested to encourage
development in economically distressed
areas and retain existing businesses**



Coming in 2023...



Regional Grants Navigation

Connecting Local Governments to
IIJA, IRA and ARPA Funding

ALL DAY Head Start Preschool

Monday–Thursday 7 hour days

Three different sessions:

7:30–2:30

8:30–3:30

9:30–4:30

Universal Preschool
Monday–Thursday 7.5 hour days
8:30–4:00



New Area Agency on Aging Building in Salida



Scholarships for
CNAs willing
to work with
seniors


ECONOMIC IMPACT

SUMMARY OF ECONOMIC IMPACT OF UAACOG PROGRAMS

The varying programs and services of UAACOG contribute to the communities of the region in both tangible and intangible ways. The intangible ways are difficult to define but may be described as contributing to the community through participation, influence and heart. The tangible aspects can be evidenced through the economic impact to the communities. The following table contains a summary of the resources expended in the Upper Arkansas Region by community and category. The total Inkind contributions to UAACOG for 2022 was \$332,582.24 (decrease of \$20,659.38 from 2021) and the total direct payments made is shown below.

TOTAL VENDOR AND GROSS PAYROLL PAID IN 2022

	VENDORS	GROSS PAYROLL	TOTAL Per City
Total Payments	\$3,413,690.42	\$2,434,671.17	\$5,848,361.59
Total Out-of-State payments	\$523,722.93	\$11,036.29	\$534,759.22
Total CHAFFEE COUNTY	\$395,841.68	\$304,677.53	\$700,519.21
Buena Vista	\$70,367.57	\$51,526.40	\$121,893.97
Nathrop	\$6,325.00	\$0.00	\$6,325.00
Poncha Springs	\$19,286.11	\$76,431.53	\$95,717.64
Salida	\$299,863.00	\$176,719.60	\$476,582.60
Total CUSTER COUNTY	\$115,054.34	\$60,906.93	\$175,961.27
Silver Cliff	\$3,104.30	\$0.00	\$3,104.30
Westcliffe	\$108,002.94	\$18,577.23	\$126,580.17
Wetmore	\$3,947.10	\$42,329.70	\$46,276.80
Total FREMONT COUNTY	\$1,138,576.02	\$2,002,047.07	\$3,140,623.09
Canon City	\$864,556.23	\$1,631,289.19	\$2,495,845.42
Coaldale	\$5,782.58	\$0.00	\$5,782.58
Cotopaxi	\$18,399.19	\$0.00	\$18,399.19
Florence	\$197,601.87	\$235,460.32	\$433,062.19
Howard	\$8,657.31	\$46,245.56	\$54,902.87
Penrose	\$41,574.13	\$87,127.18	\$128,701.31
Rockvale	\$76.05	\$1,924.82	\$2,000.87
Texas Creek	\$1,928.66	\$0.00	\$1,928.66
Total LAKE COUNTY	\$59,067.38	\$25,114.18	\$84,181.56
Leadville	\$59,067.38	\$25,114.18	\$84,181.56
Total PARK COUNTY	\$24,026.70	\$0.00	\$24,026.70
Bailey	\$5,013.70	\$0.00	\$5,013.70
Como	\$5,000.00	\$0.00	\$5,000.00
Fairplay	\$4,013.00	\$0.00	\$4,013.00
Alma	\$10,000.00	\$0.00	\$10,000.00
Total TELLER COUNTY	\$56,079.80	\$0.00	\$56,079.80
Woodland Park	\$50,779.80	\$0.00	\$50,779.80
Florissant	\$5,300.00	\$0.00	\$5,300.00
Total OTHER COUNTIES	\$1,101,321.57	\$30,889.17	\$1,132,210.74



BOARD OF DIRECTORS

Chairman – H.A. "Buck" Wenzel

Vice-Chairman – Greg Labbe

Secretary – Jeff Fiedler

Director – Dwayne McFall

Director – Rusty Granzella

Director – Kevin Day

Director – Devin Rowe

Director – Ashley Smith/Ryan Stevens